



THE BOOK OF
Exodus

Leading a Virtual Study?

While in-person Bible studies are always the best option, they may not be possible. As you follow campus guidelines for in-person gatherings, you may need to take your study virtual. If so, we have you covered!

VIRTUAL DISCOVERY KIT

Open your Virtual Discovery Kit online using the the link below. Find helpful resources to use in conjunction with this guide including visuals to screen share during the study, and more.

[BIT.LY/VIRTUAL-KIT](https://bit.ly/virtual-kit)

About Exodus

Who is God?

From the beginning of time, God had a plan to partner with humanity in creating a world full of his goodness and presence (Genesis 1-2). Yet, even when humanity rejected that plan (Genesis 3), God remained faithful to us.

He did so by choosing one family, the Israelites, to be the means by which he would rid the world of evil (Genesis 3:15) and bring his blessing back to humanity (Genesis 12:1-2). The Israelites were a family blessed by God in order to bless all the families and peoples of the earth.

Yet, when the Israelites find themselves enslaved to a cruel and unjust empire in Egypt, it seems that God's plan is in jeopardy.

How would God respond to this injustice? How would he rescue his people? How would he continue his plan to bless all the peoples of the earth especially when his own people fail to do so?

These are the timeless questions we'll be discussing as we study the Book of Exodus. God not only addresses these questions but also reveals himself and his character in the process. As you move through this study, may you and your friends come to know this gracious, just, and loving God.

Who is God?

"I Am," says the LORD.

How to Use This Guide

As you know, Bible Study is a vital part of leading a small group, but it's not the *only* part. Building friendships and following up outside of the study is crucial to leading a transformative group. This Leader's Guide is designed to help you lead both inside and outside of your group.

STUDY BREAKDOWN



THE PASSAGE

Each study begins with the portion of Scripture that you'll be exploring that week.



BEFORE THE STUDY

This section is designed to enrich your own personal understanding of each passage as you prepare to lead your friends.



DURING THE STUDY

This section provides you with everything needed to lead an engaging study. Pay attention to section headers and pacing icons.



AFTER THE STUDY

This section is designed to help you capture what God is doing in the lives of your friends and identify ways to help them grow closer to Jesus outside of the study.

ADDITIONAL TOOLS



PACING ICONS

Keep track of how much time the section should take



LEARN & LEAD

Lead well by learning more with InterVarsity's online training and resources



GO DEEPER

Go deeper into the passage with The Bible Project's explainer videos

How to Lead Study

Leading an engaging study is the best way for your friends to encounter and follow Jesus! Below are the three parts to every study. For more training, visit [HowTo.Bible](https://www.howto.bible).

SHAPE OF DISCOVERY STUDY



ENTERING THE PASSAGE

What does it say?

The goal while entering the passage is to observe what it says. Use the prompts in this section to help your group understand the background, identify the facts (e.g. who, what, when, where, etc.), and engage their senses and emotions. The key is to be curious and ask questions about everything!



DISCUSSING THE PASSAGE

What does it mean?

The goal while discussing the passage is to interpret what it means. Use the prompts in this section to gather and discuss observations and questions. While observations focus on the what, interpretation questions focus on the why. The key is to discover why the author wrote this passage, what they were trying to communicate, and how the original audience would have understood it.



APPLYING THE PASSAGE

What does it mean to me, us, and our world?

The goal while applying the passage is to discover what it means for us and how we are meant to live our lives differently in light of it. Use the prompts in this section to summarize, clarify, and respond to the meaning of the passage. The key is to seek transformation - not just more information - about the Bible!

Discussion Guidelines

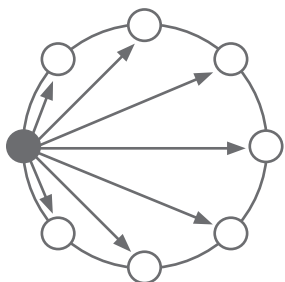
Review the Discussion Guidelines below as you begin the first few studies. Revisit them anytime someone new attends. This will help everyone know what to expect.

PARTICIPATION IS CRUCIAL

In a Traditional Study, the *Leader* uses *their* questions to drive the discussion. However, in a Discovery Study, it's the *Group's* questions that drive the discussion. Discovery Studies are more engaging and interactive, but they only work if everyone participates.

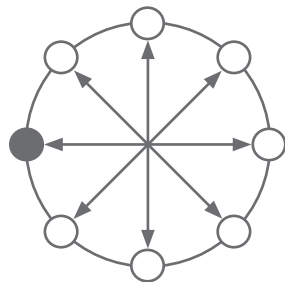
TRADITIONAL STUDY

Leader Driven



DISCOVERY STUDY

Group Driven



ASSUME YOU KNOW NOTHING

Whether the passage being studied is very familiar or completely foreign, it's best for everyone to assume they are reading it for the first time.

Sometimes knowing something can keep you from seeing something new. Focus on the passage and keep outside knowledge to a minimum.

BE REAL

Small Groups aren't just Bible Studies. They're communities, and the best communities are real and authentic. No one is perfect and everyone has questions so be real with one another.

HAVE SOME RESPECT

Everyone does not have to agree, but everyone must respect each other. The best discussions have multiple viewpoints.

Discussion Tips

Use the tips below to facilitate a great discussion. For more tips, visit InterVarsity's [howto.bible](#).

ENTERING THE PASSAGE

Context First. Then Handouts.

Always give context (i.e. Prior to Passage) first before giving handouts. Context is critical but people tend to stop listening when given handouts.

Embrace Silence

Silence can be awkward but it's crucial for studying the passage. Silent study will make for better sharing later. Give people between 3-5 minutes of silent study.

DISCUSSING THE PASSAGE

Facilitate First. Then Share.

When discussing questions, don't share your thoughts right away. Focus on facilitating the discussion first. Then share.

Avoid Long Tangents

People lose focus with long tangents. Refocus your group by either repeating the original question or asking the next one.

Involve Everyone

Try to get everyone to share at least once during each study. Keep asking, "What do others think?"

Text the Answer

Use the passage rather than opinions to answer questions—"Where do you see that in the passage?"

Keep It Moving

Don't wait for the discussion to die before asking the next question. Move on as the discussion begins to slow.

Use Quick Recaps

Quickly summarize the story before moving on to next section of text. It helps build tension and momentum.

APPLYING THE PASSAGE

Use Group Lingo

Use the group's language rather than the guide's as much as possible. It will feel more personal and natural.

Choose One Application

Discuss only *one* Application Option. Choose the one that best fits your group's discussion.

Weekly Preparation

Preparation is crucial to leading a great study! Set aside one hour each week to prepare. If other leaders are using the same study, prepare together! For more on preparing, visit [HowTo.Bible/How-Prepare](https://www.howto.bible/how-prepare).



STUDY PASSAGE 45 MIN

Before you consider what God has for your friends, consider what he has for you. Study the passage and apply it to your own life first. The best leaders lead from personal experience.



REVIEW LEADER GUIDE 10 MIN

Review the study in the Leader Guide and familiarize yourself with the questions and content. The more familiar you are with the guide the less you'll have to reference it during the study, which frees you up to focus on the discussion.



PRAY 5 MIN

Pray that the LORD would meet you and your friends through each study, and watch for how he shows up!



INVITE

Invite by sharing *why* not *what*. Rather than just sharing the place, time, and content of your study (i.e. the what), share why people might enjoy coming to your study (i.e. the why).

Consider your why. Is it to ask questions about faith? Grow in faith? Grow closer as friends? Learn how God can use us to make a difference? Clarify your "why," and then share it!

First time invitations are best done in-person. However, a text reminder the day of each study is also helpful.

Study Plan

Study	Date	Time	Location
One			
Two			
Three			
Four			
Five			
Six			
Seven			
Eight			

DATE & TIME

There is rarely a perfect time for everyone. Just pick a time that works for most people and be consistent.

LOCATION

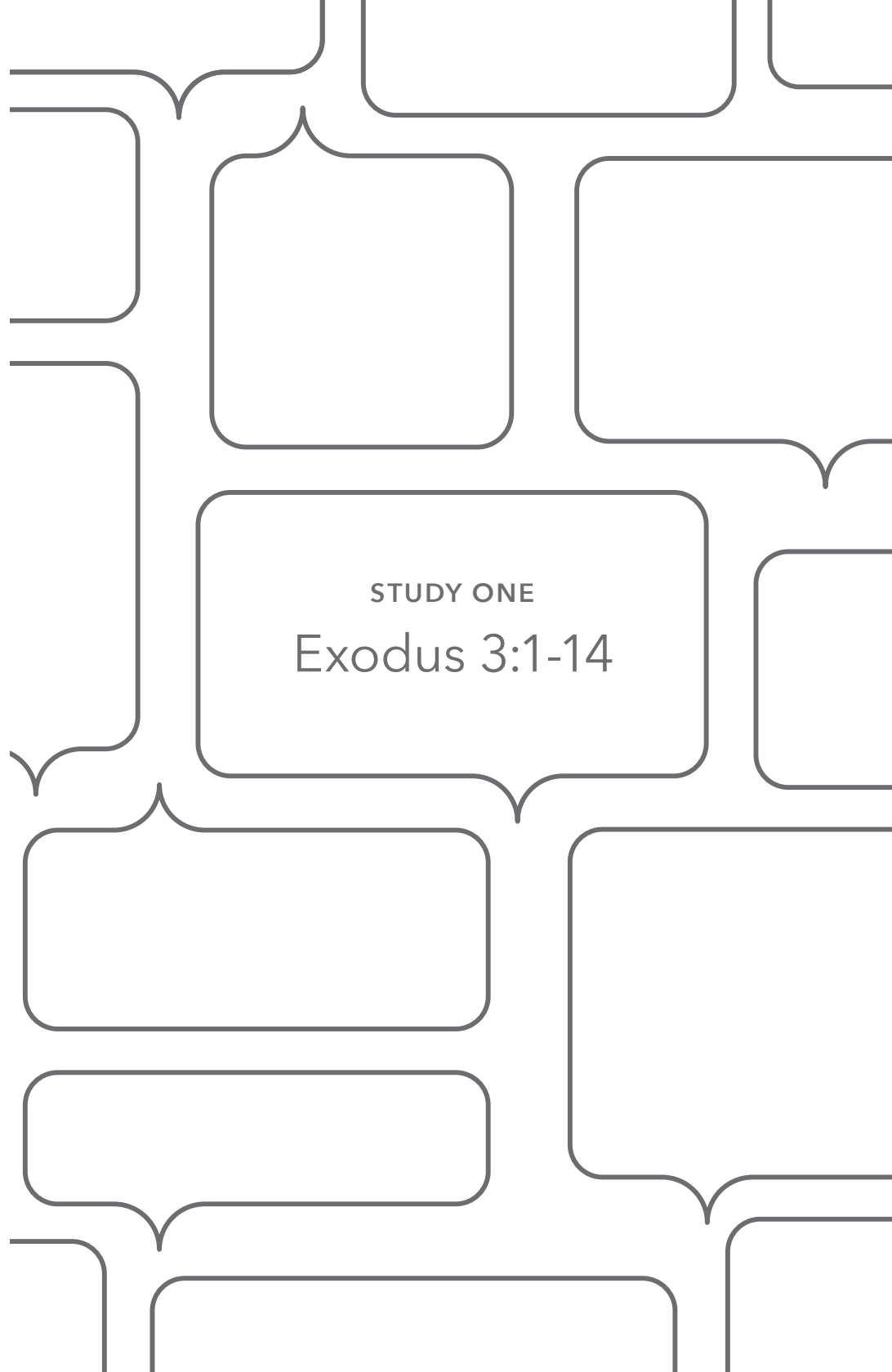
Choose a place that is quiet, relaxed, and familiar to your group.

HOSPITALITY

Make people feel at home with snacks, drinks, and a comfortable setting. Invite your friends to bring snacks as well.

Table of Contents

STUDY ONE <i>Exodus 3:1-14</i>	10
STUDY TWO <i>Exodus 12:21-41 (Excerpts)</i>	22
STUDY THREE <i>Exodus 14:10-31</i>	34
STUDY FOUR <i>Exodus 17:1-7</i>	46
MIDPOINT REVIEW <i>Reflection Guide</i>	57
STUDY FIVE <i>Exodus 20:1-21</i>	60
STUDY SIX <i>Call to Faith</i> <i>Exodus 32:1-14</i>	72
STUDY SEVEN <i>Exodus 33:1-6, 12-17</i>	84
STUDY EIGHT <i>Exodus 34:1-14</i>	96
SEMESTER REVIEW <i>Reflection Guide</i>	107





Exodus 3:1-14

Now Moses was tending the flock of Jethro his father-in-law, the priest of Midian, and he led the flock to the far side of the wilderness and came to Horeb, the mountain of God. ² There the angel of the LORD appeared to him in flames of fire from within a bush. Moses saw that though the bush was on fire it did not burn up. ³ So Moses thought, "I will go over and see this strange sight—why the bush does not burn up." ⁴ When the LORD saw that he had gone over to look, God called to him from within the bush, "Moses! Moses!" And Moses said, "Here I am." ⁵ "Do not come any closer," God said. "Take off your sandals, for the place where you are standing is holy ground." ⁶ Then he said, "I am the God of your father, the God of Abraham, the God of Isaac and the God of Jacob." At this, Moses hid his face, because he was afraid to look at God. ⁷ The LORD said, "I have indeed seen the misery of my people in Egypt. I have heard them crying out because of their slave drivers, and I am concerned about their suffering. ⁸ So I have come down to rescue them from the hand of the Egyptians and to bring them up out of that land into a good and spacious

land, a land flowing with milk and honey—the home of the Canaanites, Hittites, Amorites, Perizzites, Hivites and Jebusites. ⁹ And now the cry of the Israelites has reached me, and I have seen the way the Egyptians are oppressing them. ¹⁰ So now, go. I am sending you to Pharaoh to bring my people the Israelites out of Egypt." ¹¹ But Moses said to God, "Who am I that I should go to Pharaoh and bring the Israelites out of Egypt?" ¹² And God said, "I will be with you. And this will be the sign to you that it is I who have sent you: When you have brought the people out of Egypt, you will worship God on this mountain." ¹³ Moses said to God, "Suppose I go to the Israelites and say to them, 'The God of your fathers has sent me to you,' and they ask me, 'What is his name?' Then what shall I tell them?" ¹⁴ God said to Moses, "I am who I am. This is what you are to say to the Israelites: 'I am has sent me to you.'"



Before the Study

PREPARING

In order to better understand the meaning of a passage, it's critical to know how the *original audience* would have heard it. The context below has been provided for you to better understand the world in which these listeners lived. It will also be helpful in answering cultural questions that arise during the study.

Angel of the LORD (v.2)

During this time, God often communicated to people through angels who acted as his representatives.

Horeb, Mountain of God (v.2)

Horeb was a mountain far from Egypt. Moses calls it the mountain of God because of his experience with God there.

Holy Ground (v.5)

When you go to someone's house and they ask you to take off your shoes, you listen out of respect for your host. The greater the host, the more respectful you are. Here we see Moses encountering the ultimate host, God, who is worthy of infinite respect.

God of Abraham, Isaac, and Jacob (v.6)

Abraham, Isaac, and Jacob were the fathers of Israel with whom God had a personal relationship. God had specifically chosen Abraham and his future family as the means by which he would rescue the entire world from evil (Genesis 3:15) and bring blessing back to all of humanity (Genesis 12:1-2). In the course of this relationship, God reveals that even



OVERVIEW OF EXODUS

How do these passages fit into the larger story of God's people? Watch the "Read Scripture" video at bibleproject.com/explore/exodus-1-18

though the Israelites will be forced into slavery, he will send someone to deliver them and lead them into the land he promised them. However, at this point, it has been over 400 years since God last personally revealed himself to anyone.

Egypt (v.7)

During this time, Egypt was one of the most powerful and prosperous nations in the world. In order to protect themselves from their enemies and maintain their prosperity, Pharaoh, the king of Egypt, forcefully enslaved the Israelites to increase their development of infrastructure.

Milk and Honey (v.8)

Milk and honey were delicacies reserved for the wealthy. As enslaved people living in poverty, milk and honey would be an appealing symbol of prosperity and abundance to the Israelites.

Canaanites, etc. (v.8)

These are the names of several different people groups that lived in the land that God had promised to give the fathers of Israel and their descendants. This was a large expanse of rich and fertile land as shown in the reference to milk and honey.

I Am (v.14)

In ancient cultures, god, or elohim (pronounced "e-lo-heem"), was used as a pronoun to refer to any divine being. Here God reveals his proper name, "I Am," or Yahweh (pronounced "ya-way"). This wasn't just a *god* (elohim) but *the God* (Yahweh) who was utterly unique and ultimate. "I Am" could also be translated as "I will be." In this way, God is also communicating that the primary way he will reveal himself is through his *actions*, which are recorded throughout the rest of Exodus. As he does so, he shows that he is the God who always was as he remains faithful to the promises he made to Israel's forefathers. This is the God who was, and is, and will be.



During the Study

ENTERING THE PASSAGE 5-10 MIN

DISCUSSION GUIDELINES

Review the Discussion Guidelines (Page 3) before beginning.

PRIOR TO THIS PASSAGE

Our story begins around 1500 or 1200 BC in the land of Egypt, which was one of the most powerful and prosperous nations in the world at this time. In order to promote and protect their prosperity, Pharaoh, the king of Egypt, had enslaved Israelites. The Israelites had been specifically chosen by God to rescue the world from evil and bring God’s blessing back to humanity. Yet, Pharaoh, feeling threatened by Israel’s growing numbers, had enslaved them and even instituted genocide by having all their infant sons killed at birth. It was at this time that an Israelite boy, named Moses, is born. To save his life, his mother takes him to the river in a basket where he is found and raised by Pharaoh’s daughter. When Moses grows to be an adult, he develops a great compassion for his fellow Israelites. He even kills an Egyptian to defend an Israelite slave from being abused, and thus becomes an enemy of the state. Our story picks up far from Egypt as Moses lives in exile with no plans to ever return.

READ ALOUD

Have 3 people read the passage aloud for the group. You can use the sections on the following page to assign verses to read.

CREATIVE ENTRY

Imagine meeting someone powerful or famous for the first time like the President or a celebrity. What would it feel like meeting this person?

STUDY SILENTLY

Invite everyone to reread the passage silently. Note who, where, when, and what. Imagine yourself in the story. Note repeated words, comparisons and contrasts. Develop questions for further discussion.

DISCUSSING THE PASSAGE 40 MIN

SHARE OBSERVATIONS. GATHER QUESTIONS.

First, invite everyone to share their observations. Then, gather questions asking for verse references and write them in their respective sections below. Do not discuss until everyone has shared. Finally, use the checkboxes to select no more than six questions to discuss.

DISCUSS QUESTIONS

Meeting God (v.1-6)

- Why does Moses hide his face? Why is he afraid of God? (v.6)
- _____
- _____

Who Am I? (v.7-11)

- Why is God concerned about the Israelites suffering? (v.7)
- Why does God choose Moses, a murderer and enemy of the state, to bring the Israelites out of slavery? (v.10)
- Why does Moses question God’s choice for rescuing the Israelites? (v.11)
 - Imagine you have just been selected as the Secretary General of the United Nations. As such, you have a responsibility to be a voice for all people of the world. You come into office with the refugee crisis at an all time high and you are responsible for resolving it. What would this responsibility feel like?
- _____
- _____

I Am (v.12-14)

- Why does God start his answer to Moses with “I will be with you?”
- _____
- _____

APPLYING THE PASSAGE



10-15
MIN

SUMMARY

The Israelites have been enslaved in Egypt for hundreds of years suffering under the oppression of Pharaoh. Everything they have has been stripped and thrown away, including their newborn sons. Yet God hears their cries of desperation, and plans to rescue them from slavery and lead them into a land of prosperity. Out of all people to lead this rescue, God chooses Moses, a political refugee and a murderer. Moses immediately questions God, “Who am I to rescue these people?!” Yet, rather than explaining his choice, God simply reminds him who he’s talking to. It’s not about who Moses is and what he can do but about who God is and what he’s going to do through him. When Moses questions “who am I,” God reminds him that “I am.”

BIG IDEA

When facing great problems, don’t ask what you can do but what God can do through you.

APPLICATION OPTIONS

Discuss *one* Application Option from the next page. Then finish by sharing The Bigger Story and Creative Response.

THE BIGGER STORY

While the times have changed, many of the world’s problems have not. Poverty, human trafficking, political and corporate corruption, racial tensions, and genocide are still rampant today. The reality is that God is still concerned about these issues, and he is actively calling people to join him in addressing them. Yet, we’ll never have the motivation to address the world’s ills until we see God addressing ours. Here God calls Moses to lead the Israelites from enslavement to prosperity. Later God led an even greater deliverance as Jesus led humanity from the slavery of sin into a prosperous relationship with him. It’s in focusing on what Jesus did for us that we are empowered for God to work through us.

CREATIVE RESPONSE

Depending on the comfort of your group, you can simply pray or creatively respond through journaling, music, or another form of prayer.

APPLICATION OPTIONS

God & Suffering

While this story doesn’t answer the question to why suffering exists in the world or why God allows it, it does show that God cares. He sees pain, hears cries, and feels concern for those suffering. His desire and plan is to alleviate it. **How have you experienced suffering or hardship in your life? Do you view God as being concerned with your hardship? Why or why not? How might seeing God’s compassion and Jesus’ personal experience of suffering bring you comfort?**

Who, Me?

When God invites Moses to partner with him, Moses immediately feels insecure, doubtful, and disqualified because of his broken past. If you have ever felt called by God to do something, you’ve probably experienced the same. However, this story shows us that if God calls you, he’ll carry you through. **Where do you usually look for assurance in times of doubt? How would that change if you let God’s character be your assurance? How might you need to place more trust in God?**

Addressing Injustice

Injustice occurs whenever God-given human dignity and equality is compromised. Pharaoh was severely abusing his power and oppressing other people in order to benefit his people.. Yet, with one invitation, God called Moses to solve a number of injustices facing the Israelites - enslavement, poverty, and racism to name a few. **What are examples of injustice on or around your campus? What would it look like for you or your community to creatively address those issues?**

