

GOSPEL OF MATTHEW

# Tradition

ETA SERIES



# Download the Lead App

Get the support you need to help your brothers and sisters experience Jesus with the Lead App by Greek InterVarsity! Search for “Lead by Greek InterVarsity” in your app store, or go to [bit.ly/greekiv-cml](http://bit.ly/greekiv-cml) to access the app.



## LEAD WITH CONFIDENCE

Lead more confidently with step-by-step suggestions, resources, and organizational tools.

## WATCH GOD MOVE

Be encouraged as you watch God move in your brother and sister's lives each week with guided reflections.

## STAY MOTIVATED

Leading is full of ups and downs. Stay motivated all semester long with leadership badges.

## GET THE APP TODAY



# About This Series

You see it everywhere. From bid days and probates to parties and philanthropies. From the stories we tell to the values we learn. Greek Life is built on tradition. Tradition is the connection between the old and the new. It's how "the way we do things" is passed down from one generation to the next.

While every passing generation carries on these old traditions, they also add their own twists. Same parties. New themes. Same philanthropies. New events. The same old honored traditions but with a new way of doing things. With each new generation, the way we approach Greek Life is never quite the same.

When you look at the story of Jesus, tradition is everywhere. From the things he did to the places he went. From the stories he told to the values he taught. Much of what you see can be traced back to the ancient traditions and teachings found in the Old Testament.

While Jesus carried on these traditions, he also added his own twist. Same stories. New endings. Same values. Deeper meanings. The same old honored traditions but with a new way of doing things. This new way of life, found in the New Testament, began with Jesus, and with him, the way we approach life, people, and ultimately God would never quite be the same again.

Nowhere is this connection between the Old Testament and New Testament more clear than in the Gospel of Matthew, which we'll be studying through the Eta Series. As you refer back to these old traditions and teachings, we hope that you and your brothers and sisters would experience a new and deeper connection with God.

# How to Use This Guide

This is your semester's guide to Chapter Ministry! As you know, Bible study is a vital part of leading a Chapter Ministry, but it's not the *only* part. This eight-week Leader's Guide and the Lead App are designed to help you lead both inside and outside of the Bible Study.

## STUDY BREAKDOWN



### THE PASSAGE

Each study begins with the portion of scripture that you'll be exploring that week. It's what will fuel conversation so it comes first.



### BEFORE THE STUDY

This section is designed to enrich your own personal experience and understanding of each passage as you prepare to lead your friends. Read the prompts and then open your Lead App to access prep videos and more!



### DURING THE STUDY

This section provides you with all the information and direction needed to lead an engaging discussion. Pay attention to section headers, pacing icons, and leader's tips.



### AFTER THE STUDY

Open your Lead App to help you capture what God is doing in your chapter as a whole and identify ways you can continue partnering with him outside of Bible Study.

## ADDITIONAL TOOLS AS YOU LEAD



### PACING ICONS

Keep track of how much time the section should take



### LEAD APP

Invite friends, prep studies, and track activity with the Lead App



### GO DEEPER

Go deeper into the passage with Bible Project's explainer videos

# Weekly Preparation

Preparation is crucial to leading a great study! We suggest taking at least one hour each week to prepare for each study using this guide and the Lead App. You may even consider preparing with other Chapter Ministry Leaders on your campus.



## **STUDY PASSAGE** 40 MIN

Before you consider what God has for your friends in each passage, consider what he has for you. Study the passage personally and apply it to your own life. Personal experience always make you a better leader.



## **REVIEW LEADER'S GUIDE** 10 MIN

Review the study in the Leader's Guide and familiarize yourself with the questions and content. The more familiar you are with the guide the less you'll have to reference it during the study, which frees you up to focus on the discussion.



## **OPEN THE LEAD APP** 5 MIN

Watch the prep videos for each study through the Lead App to learn the keys to leading a great study. Have your Leader's Guide on hand to take notes.



## **PRAY** 5 MIN

Pray that the LORD would meet you and your brothers and sisters through each study, and watch for how he shows up!

# Discussion Guidelines

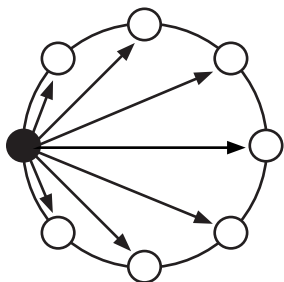
Review the Discussion Guidelines below as you begin each study especially if you have new people attending. This will help everyone know what to expect and make for a better discussion.

## PARTICIPATION IS CRUCIAL

In a Traditional Study, the *Leader* uses *their* questions to drive the discussion. However, in a Discovery Study, it's the *Group's* questions that drive the discussion. Discovery Studies are more engaging and interactive, but they only work if everyone participates.

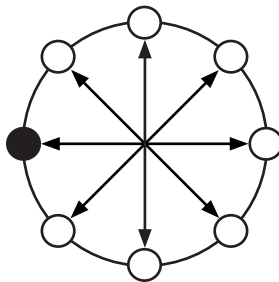
### TRADITIONAL STUDY

*Leader Driven*



### DISCOVERY STUDY

*Group Driven*



## ASSUME YOU KNOW NOTHING

Even though some of you may have read these stories before or heard messages on them, I'd like us to assume that we're reading them for the first time. Sometimes knowing something can keep you from seeing something new. Let's focus on the passage and keep outside knowledge to a minimum.

## BE REAL

When the topic of faith or religion comes up, we tend to act like everything is good—I'm good, you're good, life is good. Yet in reality, none of us have it all together and all of us have real questions. So let's drop the act and just be real with each other.

## HAVE SOME RESPECT

We do not all have to agree, but we should all respect each others thoughts. Everyone here has something valuable to contribute.

# Discussion Tips

Use the tips below to facilitate a great discussion.

## ENTERING THE TEXT

### *Context First. Then Handouts.*

Always give context (i.e. Prior to Passage) first before giving handouts. Context is critical but people tend to stop listening when given handouts.

### *Embrace Silence*

Silence can be awkward but it's crucial for studying the passage. Silent study will make for better sharing later. Give people between 3-5 minutes of silent study.

## DISCUSSING THE TEXT

### *Facilitate First. Then Share.*

When discussing questions, don't share your thoughts right away. Focus on facilitating the discussion first. Then share.

### *Avoid Long Tangents*

People lose focus with long tangents. Refocus your group by either repeating the original question or asking the next one.

### *Involve Everyone*

Try to get everyone to share at least once during each study. Keep asking, "What do others think?"

### *Text the Answer*

Use the passage rather than opinions to answer questions—"Where do you see that in the passage?"

### *Keep It Moving*

Don't wait for the discussion to die before asking the next question. Move on as the discussion begins to slow.

### *Use Quick Recaps*

Quickly summarize the story before moving on to next section of text. It helps build tension and momentum.

## APPLYING THE TEXT

### *Use Group Lingo*

Use the group's language rather than the guide's as much as possible. Feels more personal and natural.

### *Choose One Application*

Discuss only *one* Application Option. Choose the one that best fits your group.

# Getting Started

Starting your study for the semester will require more than just a mass text. Download the Lead App to consider who you should invite to your first study and beyond.



## DATE & TIME

Consider the time and place of your Chapter Ministry along with other meetings and events happening each week. Note there is no perfect time for everyone, so be sure to pick a consistent time and log it in your Lead App.



## LOCATION

Choose a place that is familiar, quiet, and relaxed. For example, a lounge in the house or a common meeting place on campus.



## WHO LEADS & ANNOUNCES

If your chapter has multiple leaders, decide which leader will host and announce.



## HOSPITALITY

Consider ways to make your study feel inviting by providing snacks, drinks, or music.



# Table of Contents

## STUDY ONE | WOKE

*Matthew 8:23-27*..... 10 - 21

## STUDY TWO | ALL YOU CAN EAT

*Matthew 14:13-21*..... 22 - 33

## STUDY THREE | GETTING YOUR FEET WET

*Matthew 14:22-33*..... 34 - 45

## STUDY FOUR | NAME DROPPING

*Matthew 7:21-23*..... 46 - 59

## STUDY FIVE | MIXED RESULTS

*Matthew 13:1-23 (Excerpts)*..... 60 - 71

## STUDY SIX | SOLD OUT

*Invitation to Faith*

*Matthew 13:44-46* ..... 72 - 83

## STUDY SEVEN | NO WORRIES

*Matthew 6:24-34*..... 84 - 95

## STUDY EIGHT | HATE IT OR LOVE IT

*Matthew 5:43-48*..... 96 - 108



MATTHEW 8:23-27

# Woke

STUDY ONE







# Matthew 8:23-27

## WOKE

<sup>23</sup> Then he got into the boat and his disciples followed him. <sup>24</sup>

Suddenly a furious storm came up on the lake, so that the waves swept over the boat. But Jesus was sleeping. <sup>25</sup> The disciples went and woke him, saying, “Lord, save us! We’re going to drown!” <sup>26</sup> He replied, “You of little faith, why are you so afraid?” Then he got up and rebuked the winds and the waves, and it was completely calm. <sup>27</sup> The men were amazed and asked, “What kind of man is this? Even the winds and the waves obey him!”



# Before the Study

## OPEN THE LEAD APP



### WATCH STUDY VIDEO

Remember to download the Lead App and watch each study video to help you prepare! Don't have a smartphone? Find this week's video at: **[bit.ly/greekiv-cml](https://bit.ly/greekiv-cml)**

### MAKE INVITATIONS

Giving both *public* and *personal* invitations to your Chapter Ministry is a key step to prepare each week. First, spend some time making public invitations in chapter meetings and on social media. Then, invite your friends personally via text through the Lead App!

## BACKGROUND NOTES

### DISCIPLES (V.23)

At least four of the twelve disciples were experienced fishermen who had exposure to treacherous waters. They would have been accustomed and prepared to deal with all kinds of weather. The boat they were using was a fisherman's boat, which was fairly small.

### THE LAKE (V.24)

Due to the steep cliffs and mountains surrounding the lake, also known as the Sea of Galilee, winds often rushed down the slopes unexpectedly creating violent storms.

### FURIOUS STORM (V.24)

The word translated as "storm" could refer to hurricane-like gusts of wind or even an earthquake. Regardless of the actual event, the storm indicates that the air and water surrounding the boat was so rough it was literally shaking.

## SLEEPING (V.24)

While Jesus is exhausted from a long day of teaching and healing people, there is also a deeper meaning connected with sleeping. Sleeping is one of the most vulnerable states of life. When you're asleep, you're unconscious, unaware, and unable to protect yourself against harm. In light of this, *deep sleep* was often associated with *deep trust* that God would watch over you and protect you in your weakest moment (Psalm 3:5, 4:8; Proverbs 3:24). In this story, there could not be a greater contrast between this lethal storm and sleeping Jesus.

## CALMING THE STORM (V.26)


The ability or authority to control the weather was widely believed as something only God himself had the power to do. In fact, there were ancient Jewish psalms, or poems, that spoke of God being able to calm a storm with a whisper (Psalm 107:23-32).



**BibleProject**

### OVERVIEW OF MATTHEW

How do these passages fit into the larger story of the Bible? Watch the video below to get a quick overview of the first half of Matthew: **[bibleproject.com/explore/video/matthew-1-13/](https://bibleproject.com/explore/video/matthew-1-13/)**



# During the Study

## ENTERING THE TEXT



### DISCUSSION GUIDELINES

Before you begin, review the Discussion Guidelines (Page 3).

### PRIOR TO THIS PASSAGE

When Jesus first entered the public scene, no one knew who he was. He wasn't known as a religious figure. However, all that began to change when he started performing inexplicable miracles like healing people of incurable diseases. Soon Jesus gained a large following, which also included a smaller group of men, known as the disciples, who had left their jobs as fishermen to follow Jesus. Just prior to this particular story, after Jesus had just finished a long day of teaching and healing people, he began making plans to travel to another village by boat. However, when one of the disciples asked to take care of some family business before leaving, Jesus challenges the disciples to prioritize following him over everything including their families. Our story picks up immediately following this challenge.

### READ ALOUD

Have 3 people read the passage aloud for the group. You can use the sections on the following page to assign verses to read.

### CREATIVE ENTRY

Imagine we're the disciples struggling to stay afloat in the midst of this massive storm. As you frantically bail water from the crashing waves, what is the first thought that runs through your mind when you look over to find Jesus taking a nap?

### READ SILENTLY

Invite everyone to reread the passage slowly and silently on their own. Tell them to note things that seem interesting, surprising, and/or unusual. Ask them to come up with at least one question. This could include questions about what characters say, do, or mean. Remind them that you'll be using their questions to drive the discussion.



## DISCUSSING THE TEXT



SHARE OBSERVATIONS. GATHER QUESTIONS.

First, invite everyone to share their observations. Then, gather questions asking for verse references and write them in their respective sections below. Do not discuss until everyone has shared. Finally, use the checkboxes to select no more than six questions to discuss.

### DISCUSS QUESTIONS

#### *Sleeping Peacefully (v.23-24)*

- ☐ Why is Jesus sleeping in the midst of this furious storm? (v.24)

☐ \_\_\_\_\_

☐ \_\_\_\_\_

#### *Drowning in Fear (v.25-26)*

- ☐ Why does Jesus ask if they are afraid in the middle of this life-or-death situation? Why doesn't he calm the storm first? (v.26)

- ☐ Why does Jesus call out the disciples' lack of faith? What does their faith have to do with this situation? (v.26)

- Imagine a little kid waking up to a bad thunderstorm outside and running to their parents' bedroom. What's the difference between the child and the parents in their reaction to the storm?

☐ \_\_\_\_\_

☐ \_\_\_\_\_

#### *Afraid to Amazed (v.27)*

- ☐ Why are the disciples so amazed by Jesus' actions here? (v.27)

☐ \_\_\_\_\_

☐ \_\_\_\_\_

## APPLYING THE TEXT



### SUMMARY

The disciples follow Jesus into the boat only to find themselves fighting to save their lives, but the waves aren't the only thing rocking the boat. As the disciples look over in the midst of the chaos, Jesus is sleeping peacefully. Despite this, the disciples know they need a miracle to survive so they rush to wake Jesus up. Yet, rather than doing something, Jesus takes the time to ask them why they're afraid. The disciples were probably thinking, "Isn't it obvious, Jesus! We're about to die! What does our faith have to do with this storm?!" The answer is everything! The disciples had the faith to follow Jesus into the boat and trust him with their jobs and their families, but in the midst of the storm, their faith began to drown in fear. Even in this lethal storm in his most vulnerable state, Jesus trusted God with his life. The question is: would the disciples continue to trust God with theirs? As Jesus calms the storm by merely speaking to it, the disciples begin to wonder in amazement if God might be a little closer than they thought.

### BIG IDEA

Sometimes God uses the storms of life to reveal he's worth trusting.

### APPLICATION OPTIONS

Choose only *one* Application Option on the following page to discuss. After discussing, finish the study by sharing The Bigger Story below and praying.

### THE BIGGER STORY

It's a fact of life. We will all face struggles, and we will all face death. Yet, if the disciples had reason to trust Jesus in the midst of the storm, we have even more. We don't just have Jesus saving us from a storm but from death itself. Even on the cross, in his weakest, most vulnerable state, Jesus fully entrusted his life to God. Yet, when it seemed like all hope was lost and death was certain, Jesus demonstrated his ultimate power and authority by coming back to life. If Jesus has the power to overcome death, how much more does he have the power to overcome the smaller storms we face in this life? If he was willing to give up his life to save us, how much more should we trust him with ours? It's in seeing and remembering Jesus that we can trust and remain calm in the face of anything.

### PRAYER

Jesus, draw us closer to you, make us more like you, and enable us to partner with you to accomplish your purposes. Amen.

## APPLICATION OPTIONS

### *Jesus, Wake Up!*

Sometimes it can feel like God is sleeping silently in our greatest times of need. Yet, this story shows us that *silence* does not mean *absence*. Even when it seems like God is unconscious and unaware of our struggle, he is still powerfully present. **Are there “storms,” or difficult circumstances in your own life where it feels like Jesus is sleeping silently? How might knowing that Jesus is present with you and has experienced what you’re going through bring you comfort?**

### *Out of Control*

Unexpected and difficult situations can often reveal just how little control we have over our lives, which can cause us a great deal of fear and anxiety. Yet, this story shows us that even when life seems completely out of control, God isn’t. **How do you typically react when you experience unexpected and difficult situations? How might knowing that Jesus is in complete control of the situation put your mind to rest? What might keep you from surrendering control and trusting him?**

### *Storms are Good for Something*

In our culture, we highly value safety, comfort and happiness. Therefore, we see little value in going through difficult situations. Like the disciples, our immediate impulse is to simply ask God to fix it. Yet, rather than immediately calming the storm, Jesus takes the opportunity to teach and develop his followers. He shows us there are valuable life lessons to be learned in and through the storms of life. **What are common storms or difficult situations that we might all face in life? Which of these, if any, have you experienced? What might God want to teach you in the midst of it? About yourself, others, or God?**



# After the Study

## OPEN THE LEAD APP TRACKING



Take some time to capture what God is doing in the lives of your brothers or sisters by logging weekly engagement in the Lead App. Don't have a smartphone? Track weekly engagement on the next page!

### WHO?

- ➔ Who came to your Bible Study this week?
- ➔ Who did you have spiritual conversations with outside of the study this week?

### WHAT HAPPENED?

- ➔ Has anyone shown an increased interest in God this week?
- ➔ Note the comments or questions that may signify this interest beside the person who said them.

### WHAT NEXT?

- ➔ Who is the *one* person listed you want to follow up with this week?
- ➔ Prioritize the person who made significant comments or questions.
- ➔ Spend some time praying for everyone involved.

## FOLLOWING UP

Follow up conversations can come in many forms, such as talking over lunch or walking home from an event. Asking the three basic questions below could greatly increase your friend's likelihood of growing closer to Jesus!

- ➔ What was Bible study like for you?
- ➔ What was the biggest thing you took away?
- ➔ What might you need to do, improve, or change?

WEEKLY ENGAGEMENT

Who	What Happened	What Next
<i>ASHLEY</i>	<i>ENJOYS COMING TO BIBLE STUDY</i>	<i>FOLLOW UP DURING LUNCH ON TUESDAY</i>